

GEDA® BL 2000




Single or twin design

Comprehensive control variants of the latest generation

Low access height of 400 mm

The single version can be transported on a lorry as one unit

Display with comprehensive functions in the car





GEDA BL 2000

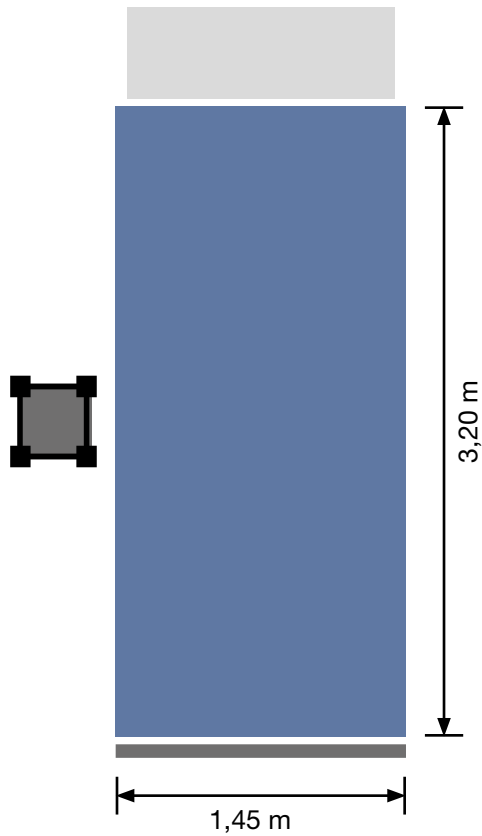
Wherever heavy loads have to be transported to great heights, the new GEDA BL 2000 ensures the required efficiency in the construction process. The passenger and material hoist has a load capacity of 2000 kg or 23 passengers and a lifting speed of 55 m/min the new powerhouse from GEDA is available as a single variant and as a twin variant. The platform size of 1.45 x 3.20 x 2.10 m also allows transport of bulky goods up to a lifting height of 250 m. For added comfort and operating convenience, the hoist is equipped with comprehensive state-of-the-art control variants.

The GEDA BL 2000 is available in two variants: a Standard and a Premium model.

The Premium version impresses with a range of additional features. For example, the history of the actions performed with the hoist, such as start and stop time, error messages, load per journey etc., can be retrieved. Depending on the conditions at the construction site or on individual customer requirements, the GEDA BL 2000 Premium can be switched flexibly via the display from 2000 kg with 63 A to 1300 kg with 32 A, enabling the hoist to be used for a variety of applications.

An integrated wind sensor – shown on the display – ensures that if the wind conditions are too strong, the hoist is moved automatically to the ground station, providing an additional safety feature in particular for coastal construction sites.

GEDA® BL 2000 Single



Technical data:



2000 kg
23 persons



250 m




55 m/min



**32 kW/380-480 V/
50-60 Hz/63 A**

Recommended landing level safety gates:



Comfort
Art. No. 01212



High and closed 1.8 m/2.1 m
Art. No. 41442;41441

Further landing level safety gates:

Art. No. 01217	Standard
Art. No. 01268	Standard-Basic
Art. No. 68301	Comfort incl. sheet metal panel
Art. No. 68311	Standard incl. sheet metal panel
Art. No. 68312	Standard-Basic incl. sheet metal panel
Art. No. 68200	VARIO LITE

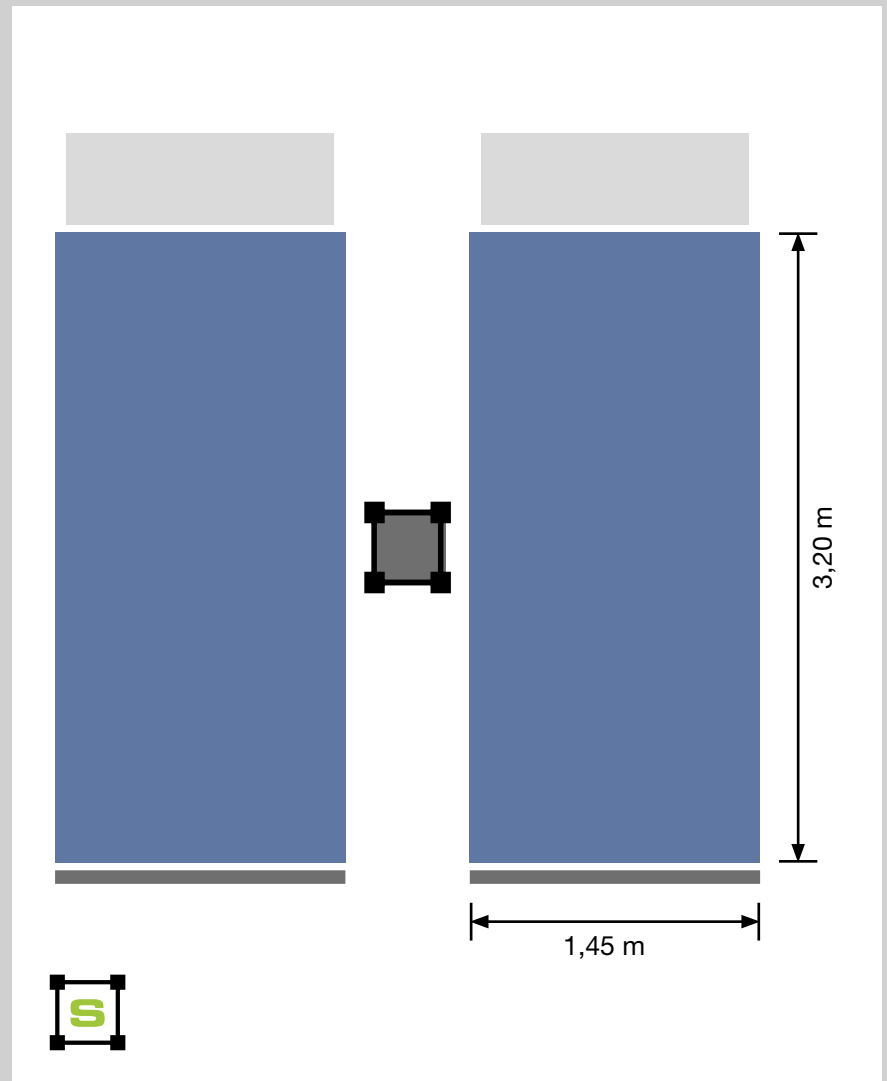
GEDA® BL 2000 Twin



VARIO/VARIO +
Art. No. 68000;68050

Accessories:

For a wide range of
accessories visit:
www.geda.de



Technical data:



2 x 2000 kg
2 x 23 persons



250 m



55 m/min



2 x 32 kW/380-480 V/
50-60 Hz/2 x 63 A